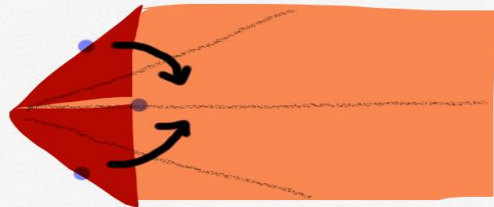
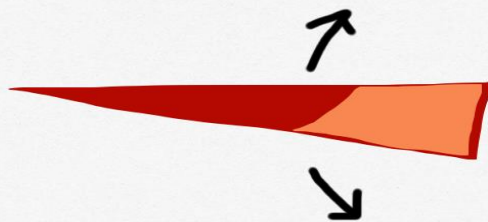

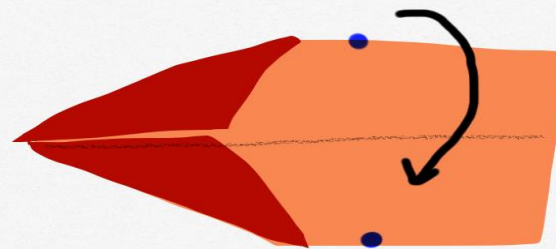



①半分におり左右の角を中央線に向かって折る



②再度中央線に向かって折る

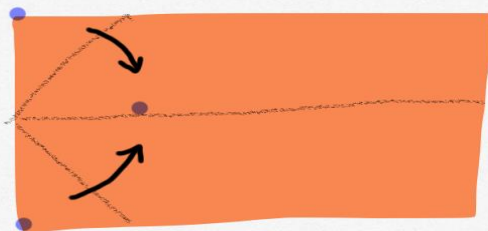


③翼が水平になる様に広げる

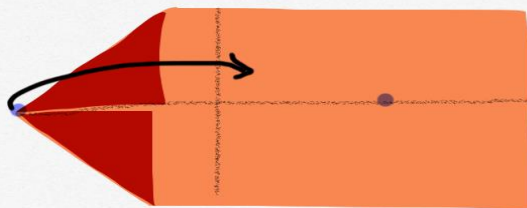


完成

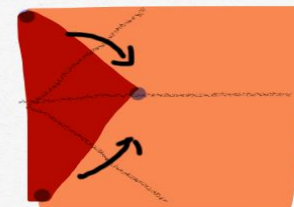
基本の飛行機



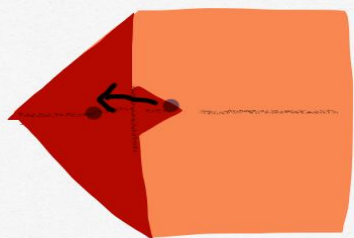
①角を中央線に向かって折る



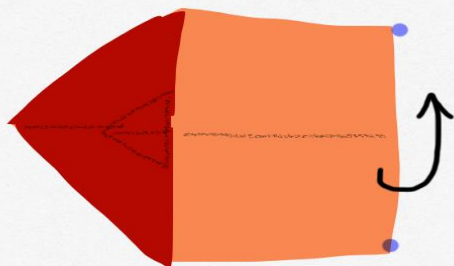
②折ったところから少し開けて
角を中央線に向かって折る



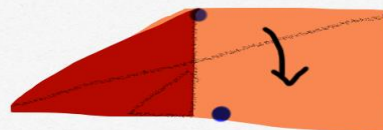
③角を中央線に
向かって折る



④飛び出た三角を折り返す




⑤半分に折る

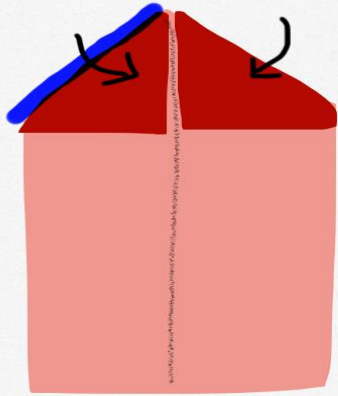


⑥端を中央線に向かって折る


基本の飛行機 2



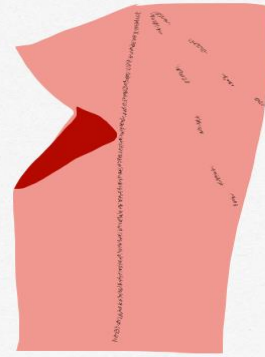
完成



① 折り目をつける




② 中央線に合わせて折る




③ 折り返す

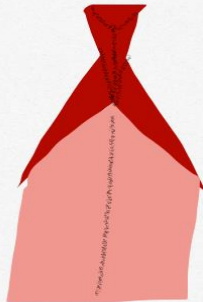
基本の飛行機 3



④ 中央線に向かって折る




⑤ 三角を折り返す



⑥ 半分に折る



⑦ 翼を折り返す



完成